



## Control Button Series 8082











- Explosion protection to
  - CENELEC
  - IEC
- For use in Zone 1 and Zone 2
- Contact element available in 2 forms
  - with 1 NO contact
  - with 1 NC contact, spring loaded
- Contact material available in silver-nickel or gold-plated
- Actuators in 9 different forms
  - pushbutton
  - mushroom button
  - selector switch
  - rotary actuator
  - key-operator switch
  - key-operator button
  - mushroom stay-put button with key lock
  - mushroom stay-put button
  - double pushbutton actuator
- Connection type
  - screw terminal
  - cage clamp terminal
- Control switch and key switch: the functions „latching/spring return“ and/or „key not removable“ can be coded at the already installed actuators on site

Series 8082 contact elements enable contact blocks to be combined easily; using an actuator in the 8602 series, regardless of the type of actuator, up to 4 contact elements can be actuated.

STAHL

# Zones 1 & 2

**Selection table**

Version	Description	Ordering code	Weight kg
 <p>03132E00 Contact element with screw terminal</p>	 <p>11 12 08779E00 Contact element with screw terminal 1 NC Contact: silver-nickel</p>	<b>8082/1-1-00</b>	0,025
	 <p>11 12 08779E00 Contact element with screw terminal 1 NC Contact: gold-plated</p>	<b>8082/1-1-10</b>	0,025
	 <p>13 14 08020E00 Contact element with screw terminal 1 NO Contact: silver-nickel</p>	<b>8082/1-2-00</b>	0,025
	 <p>13 14 08020E00 Contact element with screw terminal 1 NO Contact: gold-plated</p>	<b>8082/1-2-10</b>	0,025
 <p>05750E00 Contact element with cage clamp terminal</p>	 <p>11 12 08779E00 Contact element with cage clamp terminal 1 NC Contact: silver-nickel</p>	<b>8082/2-1-00</b>	0,025
	 <p>11 12 08779E00 Contact element with cage clamp terminal 1 NC Contact: gold-plated</p>	<b>8082/2-1-10</b>	0,025
	 <p>13 14 08020E00 Contact element with cage clamp terminal 1 NO Contact: silver-nickel</p>	<b>8082/2-2-00</b>	0,025
	 <p>13 14 08020E00 Contact element with cage clamp terminal 1 NO Contact: gold-plated</p>	<b>8082/2-2-10</b>	0,025
Note	<ul style="list-style-type: none"> <li>- all actuators 8602 can be equipped with up to 2 contact elements</li> <li>- the actuators 8602 assembly code 001, 002, 003, 005, 009, 010, 012 and 015 can be equipped with up to 3 contact elements</li> <li>- if the assembly code 023 is built in an enclosure 8146/5 or 8125/5 up to 4 contact elements are installable</li> </ul>		



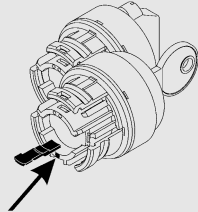
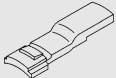
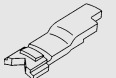
### Coding of Actuators Series 8602

You can change the functions „spring-return“ and „latching“ for the control switches and key switches by yourself on site at the already mounted actuator.

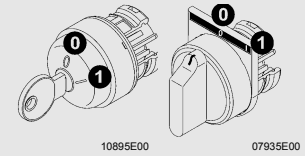
At the key switch actuators also the function „key not withdrawable“ can be coded on site.

#### Actuators with 2 switching positions

for key switch (8602A0008-2-2-...),  
for control switch (8602A0727-2-2-...)

coding element	switching position I	switching position 0
	 04542E00	
without	„latching“ key withdrawable	„latching“; key withdrawable; can not be coded
yellow  10902E00	„spring-return“ key not withdrawable	
red  10900E00	„latching“ key not withdrawable	
Note: The 2 position actuators type 8602A0726-2-2-... for control switches are already configured „latching“ or „spring-return“ at the factory and cannot be coded on site!		

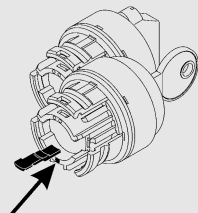
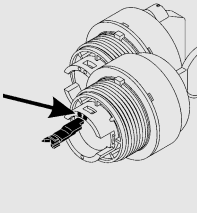
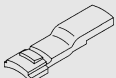
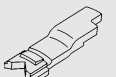
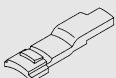
#### 2 switching positions



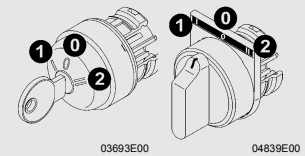
0 = switching position 0  
1 = switching position I

#### Actuators with 3 switching positions

for key switch (8602A0008-2-2-...),  
for control switch (8602A0727-2-2-...)

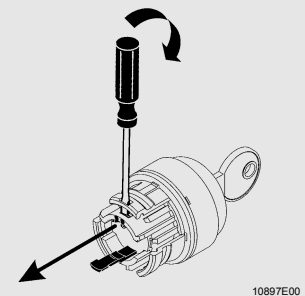
coding element	switching position I	switching position II	switching position 0
	 04542E00	 10898E00	
without	„latching“ key withdrawable	„latching“ key withdrawable	„latching“; key withdrawable; can not be coded
yellow  10902E00	„spring-return“ key not withdrawable	„spring-return“ key not withdrawable	
red  10900E00	--	„latching“ key not withdrawable	
green  10901E00	„latching“ key not withdrawable	--	

#### 3 switching positions







0 = switching position 0  
1 = switching position I  
2 = switching position II







#### Demounting of coding elements



Selection table for actuators Accessories and spare parts

Designation	Illustration	Description	Ordering code	Weight kg	
Actuators	 05733E00	Pushbutton actuator assembly code 001	<b>8602804177AA</b>	0,023	
	 05538E00	Mushroom button, Ø 38 mm      black      assembly code 003	<b>8602806177AA</b>	0,030	
	 05535E00	Selector switch      black      assembly code 005	<b>8602811167AA</b>	0,032	
	 05527E00	Rotary actuator, small      black 2 switching positions			
		2 switching positions      latching      assembly code 726	<b>8602802177AA</b>	0,023	
		2 switching positions      spring return      assembly code 726	<b>8602802177AB</b>	0,023	
		The coding elements for the modification to „spring return“ are included in the assembly code.			
		Rotary actuator, small      lockable for control Button 8082 assembly code 727			
		2 switching positions      vertical installation (in 8040)      assembly code 727	<b>8602803177VA</b>	0,028	
		2 switching positions      horizontal installation (in 8146/5)      assembly code 727	<b>8602803177HA</b>	0,028	
		3 switching positions      vertical installation (in 8040)      assembly code 726	<b>8602802177VA</b>	0,028	
		3 switching positions      vertical installation (in 8040)      assembly code 727	<b>8602803177VB</b>	0,028	
		3 switching positions      horizontal installation (in 8146/5)      assembly code 726	<b>8602802177HA</b>	0,028	
		3 switching positions      horizontal installation (in 8146/5)      assembly code 727	<b>8602803177HB</b>	0,028	


Selection table for actuators Accessories and spare parts

Designation	Illustration	Description	Ordering code	Weight kg
Actuators	 05734E00	Key-operated switch actuator The coding elements for modification to „spring return“, or „key not removable“ are included in the assembly code, standard lock MS1, more closures on request.		
		2 switching positions      vertical installation (in 8040)      assembly code 008	<b>8602801177VA</b>	0,053
		2 switching positions      horizontal installation (in 8146/5)      assembly code 008	<b>8602801177HA</b>	0,053
		3 switching positions      vertical installation (in 8040)      assembly code 008	<b>8602801170VC</b>	0,053
		3 switching positions      horizontal installation (in 8146/5)      assembly code 008	<b>8602801177HC</b>	0,053
	 05537E00	Mushroom stay-put button with key lock      Mushroom $\varnothing$ 38 mm, red, with yellow background disc, usable for EM-STOP-function      assembly code 009	<b>8602813177AA</b>	0,066
		Mushroom stay-put button with key lock      Mushroom $\varnothing$ 38 mm, black      assembly code 006	<b>8602812177AA</b>	0,066
	 05536E00	Mushroom stay-put button      Mushroom $\varnothing$ 38 mm, red, with yellow background discs, for EM-STOP-function      assembly code 010	<b>8602807177AA</b>	0,031
		Mushroom stay-put button      Mushroom $\varnothing$ 38 mm, black      assembly code 012	<b>8602809177AA</b>	0,031
	 05533E00	Mushroom stay-put button      Mushroom $\varnothing$ 55 mm, red, with yellow background discs, for EM-STOP-function      assembly code 015	<b>8602808177AA</b>	0,035
	 05534E00	Double pushbutton actuator      assembly code 023	<b>8602811177AA</b>	0,037
	 05647E00	to close not used mounting holes $\varnothing$ 30.5 mm	<b>8602801587</b>	0,016



**Technical Data**

**Contact block**

Explosion protection	⊕ II 2 G EEx de IIC T6		
Certificates	PTB 00 ATEX 1031 U		
Other certificates	CSA (Canada), SIMTARS (Australia), UL (USA)		
Enclosure material	Polyamide		
Rated working voltage	max. 500 V		
Rated working current	max. 6 A (at 1000 VA)		
Contact arrangement		or	different combinations possible
			NC contact for EMERGENCY-STOP-function
Contact material	Silver-nickel / gold-plated		
Switching capacity	AC 15	230 V / 6 A	400 V / 2.5 A
	DC 1	L/R = 1 ms: 60 V- 4 A	110 V- 2.5 A
	DC 13	τ 0.95 = 45 ms: 60 V- 4 A	110 V- 2 A
		τ 0.95 = 300 ms: 60 V- 2.5 A	110 V- 1.0 A
Life			
mechanical	10 <sup>6</sup> operations		
electrical	10 <sup>6</sup> operations		
Ambient temperature	- 55 °C ... + 70 °C		
Terminal	2,5 mm <sup>2</sup> flexible		


**Actuators**

Certificates	PTB 01 ATEX 1129 U
Material	Polyamide
Impact strenght	≥ 7 Nm
Symbol discs	Polyamide
Gaskets	
Standard	NBR
Special	Fluor-Silikon
Degree of Protection	IP 66
Label mount for additional labels	Polyamide, black


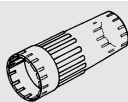

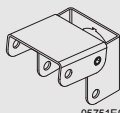
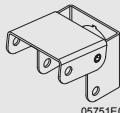
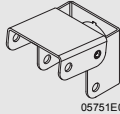

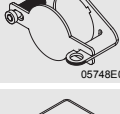
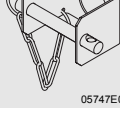
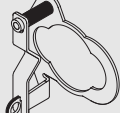
**Function of Actuators**

Pushbutton actuator	Spring-return actuator; interchangeable symbol labels
Mushroom button actuator	Spring-return actuator; only non-latching; black; Ø 38 mm
Mushroom stay-put button actuator	Self-latching when pushed; released only by turning; Ø 38 mm red or black, or Ø 55 mm red; with yellow background labels; for EMERGENCY-STOP-function
Mushroom stay-put button with key lock actuator	Self-latching when pushed; released only with key; Ø 38 mm red or black; with yellow background labels; for EMERGENCY-STOP-function; standard locking MS1
Key-operated button actuator	Spring-return actuator; operable only with key inserted; key only removable in normal position
Key-operated switch actuator	Two- or three-position switches; key removable in all positions; function „spring return“ and/or „key not removable“ are codable; standard locking MS1
Selector switch actuator	Rotary knob with 2 positions; interchangeable symbol labels
Double pushbutton actuator	Spring-return actuator; 2 pushbuttons in one actuator element; interchangeable labels
Rotary actuator, small	Two- or three-position switches; black
Closure part	For closing off unused holes in cover Ø 30,5 mm

## Accessories and spare parts



Designation	Illustration	Description	Ordering code	Weight kg
Symbol discs for pushbuttons and selector switches	 05753E00	blue plain disc	<b>8602934856</b>	0,001
		yellow plain disc	<b>8602935856</b>	0,001
		red plain disc	<b>8602930856</b>	0,001
		green plain disc	<b>8602931856</b>	0,001
		white plain disc	<b>8602933856</b>	0,001
		black plain disc	<b>8602932856</b>	0,001
		black I	<b>8602920840</b>	0,001
		green I	<b>8602907840</b>	0,001
		white I	<b>8602929840</b>	0,001
		black II	<b>8602921840</b>	0,001
		green II	<b>8602908840</b>	0,001
		red 0	<b>8602902840</b>	0,001
		black 0	<b>8602914840</b>	0,001
		red ↷	<b>8602901840</b>	0,001
		black Auf	<b>8602926840</b>	0,001
		black Ab	<b>8602927840</b>	0,001
		black CLOSE	<b>8602925840</b>	0,001
		black Zu	<b>8602924840</b>	0,001
		black Open	<b>8602923840</b>	0,001
		black EIN	<b>8602922840</b>	0,001
		red OFF	<b>8602905840</b>	0,001
		red Aus	<b>8602904840</b>	0,001
		black Aus	<b>8602916840</b>	0,001
		red STOP	<b>8602903840</b>	0,001
		black STOP	<b>8602915840</b>	0,001
		green START	<b>8602909840</b>	0,001
		white START	<b>8602928840</b>	0,001
		blue RESET	<b>8602930840</b>	0,001
		black I 0	<b>8602913840</b>	0,001
		black ↗	<b>8602912840</b>	0,001
black ↑	<b>8602911840</b>	0,001		



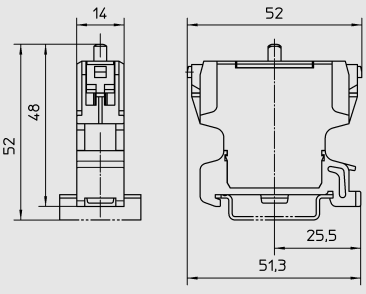
Accessories and spare parts					
Designation	Illustration	Description	Ordering code	Weight kg	
Spare keys	 10545E00	for all key-operated buttons / key-operated switches			
		standard locking MS1	<b>3746050</b>	0,008	
		special locking MS2 ... MS20 (specify as text)	<b>3746060</b>	0,008	
Special key for actuators	 05111E00	to tighten moulded locknut	<b>8030901400</b>	0,025	
Protective shroud type 8602A0751 against accidental actuation	 05752E00	for actuator	8602/-003	<b>8602801286</b>	0,072
			8602/-009		
			8602/-010		
Lock fitment type 8602A0752 for actuated mushroom stay-put button	 05751E00	for actuator	8602/-010	<b>8602802286</b>	0,089
Lock fitment type 8602A0753 for non actuated pushbutton	 05751E00	for actuator	8602/-001	<b>8602803286</b>	0,081
			8602/-002		
Lock fitment type 8602A0758 for non actuated mushroom stay-put button	 05751E00	for actuator	8602/-010	<b>8602808280</b>	0,095
Lock fitment type 8602A0754 for actuated pushbutton	 05749E00	for actuator	8602/-001	<b>8602804286</b>	0,028
Lock fitment type 8602A0755 for non actuated pushbutton	 05748E00	for actuator	8602/-001	<b>8602805286</b>	0,034
Lock fitment type 8602A0756 for actuated mushroom stay-put button	 05747E00	for actuator	8602/-010	<b>8602806286</b>	0,105
			8602/-015		
Lock fitment type 8602A0757 for twin pushbutton	 11347E00	for actuator	8602/-023	<b>8602807280</b>	0,033



### Accessories and spare parts

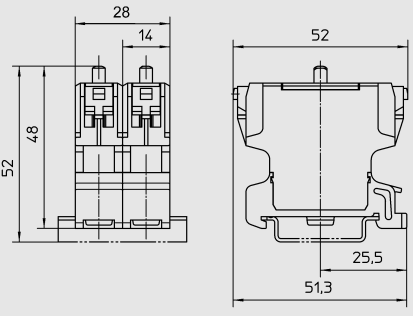
Designation	Illustration	Description	Ordering code	Weight kg						
Additional symbol label	 05543E00	Label mount, size 1, without symbol label Designation: 1-line	<b>8602904800</b>	0,002						
		Label mount, size 2, without symbol label Designation: 1- or 2-lines	<b>8602907800</b>	0,003						
		Label mount, size 3, without symbol label Designation: 1-, 2- or 3-lines	<b>8602920800</b>	0,004						
		for actuators to fit standard $\varnothing$ 30.5 mm holes with text, please specify text: Text: <table border="1" data-bbox="662 689 1013 840"> <tr> <td>HAND - 0 - AUTO</td> <td>I - 0 - II</td> </tr> <tr> <td>OFF - • - ON</td> <td>0 - I - II</td> </tr> <tr> <td>0 - I</td> <td>0 - Operation - I</td> </tr> <tr> <td>I - II</td> <td>0 - • - I</td> </tr> </table> additional labels: plain	HAND - 0 - AUTO	I - 0 - II	OFF - • - ON	0 - I - II	0 - I	0 - Operation - I	I - II	0 - • - I
HAND - 0 - AUTO	I - 0 - II									
OFF - • - ON	0 - I - II									
0 - I	0 - Operation - I									
I - II	0 - • - I									
Background disc, yellow	 05024E00	$\varnothing$ 38 mm	<b>8030901850</b>	0,001						
		$\varnothing$ 55 mm	<b>8030978850</b>	0,002						
		rectangular (45 mm x 70 mm)	<b>8602925850</b>	0,001						

### Dimension drawings (all dimensions in mm) - subject to alterations



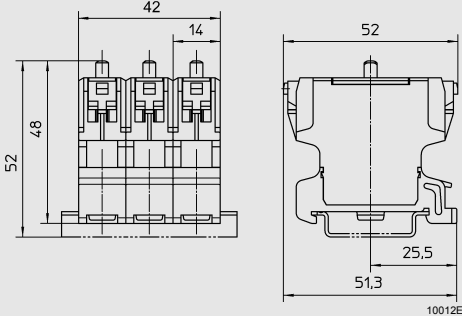
04497E00

**8082 Contact element, single,  
assembly codes 021 and 022**



04498E00

**8082 Contact elements, double,  
assembly codes 060, 061 and 062**

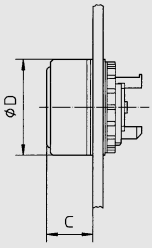


10012E00

**8082 Contact elements, triple,  
assembly codes 760, 761, 762 and 763**

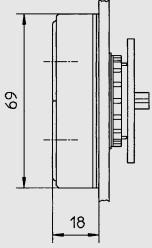


Dimension drawings (all dimensions in mm) - subject to alterations



04499E00

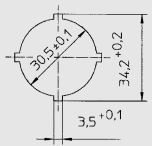
8602  
Actuator for contact elements



04500E00

8602  
Actuator for double pushbutton

Actuator	Assembly code	Dimensions [mm]	
		C	D
Pushbutton	001	18	38
Mushroom button	003	31	38
Selector switch	005	32	38
Key-operated button	007	27	38
Key-operated switch	008	23	38
		23	38
Mushroom stay-put button with key lock	009 006	40	38
		40	38
Mushroom stay-put button	010 012 015	31	38
		31	38
		31	55
Closure part	733	17	38
Rotary actuator, small	726 727	31	38
		31	38
Illuminated pushbutton	735	18	38



04043E00

Cut-out details

We reserve the right to make alterations to the technical data, weights, dimensions, designs and products available without notice. The illustrations cannot be considered binding.

